

## A Level Chemistry A

H432/03 Unified chemistry

**Wednesday 20 June 2018 – Morning**

**Time allowed: 1 hour 30 minutes**



**You must have:**

- the Data Sheet for Chemistry A  
(sent with general stationery)

**You may use:**

- a scientific or graphical calculator



First name

Last name

Centre  
number

Candidate  
number

### INSTRUCTIONS

- Use black ink. You may use an HB pencil for graphs and diagrams.
- Complete the boxes above with your name, centre number and candidate number.
- Answer **all** the questions.
- Write your answer to each question in the space provided. If additional space is required, use the lined page(s) at the end of this booklet. The question number(s) must be clearly shown.
- Do **not** write in the barcodes.

### INFORMATION

- The total mark for this paper is **70**.
- The marks for each question are shown in brackets [ ].
- Quality of extended responses will be assessed in questions marked with an asterisk (\*).
- This document consists of **16** pages.

Answer **all** the questions.

1 This question refers to the elements in the first three periods (H→Ar) of the Periodic Table.

(a) Select an element from the first three periods that fits each of the following descriptions.

(i) The element that forms a 1– ion with the same electron configuration as helium.

..... [1]

(ii) The element with the highest first ionisation energy.

..... [1]

(iii) The element in Period 3 which has the successive ionisation energies shown below.

Ionisation number	1st	2nd	3rd	4th
Ionisation energy/kJ mol <sup>-1</sup>	738	1451	7733	10541

..... [1]

(iv) The element which forms a compound with fluorine that has octahedral molecules.

..... [1]

(v) An element which reacts with water to form an acidic solution.

..... [1]

(vi) The element **X**, which forms a compound with hydrogen, **XH<sub>3</sub>**, with a molar mass of 34.0 g mol<sup>-1</sup>.

..... [1]

(vii) An element which forms a compound with hydrogen in which the element has an oxidation number of –4.

..... [1]

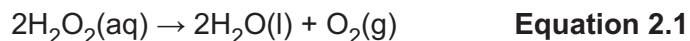
(viii) The element which has a density of  $1.33 \times 10^{-3} \text{ g cm}^{-3}$  at room temperature and pressure.

..... [1]



2 This question looks at reactions of hydrogen peroxide and of cobalt(II) ions.

(a) Aqueous hydrogen peroxide decomposes as shown in **equation 2.1**.



The reaction is catalysed by manganese(IV) oxide,  $\text{MnO}_2$ .

A student investigates the decomposition of a hydrogen peroxide solution as outlined below.

- The student adds  $50.00 \text{ cm}^3$  of  $\text{H}_2\text{O}_2(\text{aq})$  to a conical flask.
- The student adds a small spatula measure of  $\text{MnO}_2$  and quickly connects the flask to a gas syringe.
- The student measures the volume of oxygen every 200 seconds.

### Results


Time/s	Volume of $\text{O}_2/\text{cm}^3$
0	0
200	15
400	28
600	36
800	41
1000	46
1200	48
1400	50

(i) Process the results as outlined below.

- On page 5, plot a graph of **volume of  $\text{O}_2$**  against **time**.
- Use your graph to find the rate of the reaction, in  $\text{cm}^3 \text{ s}^{-1}$ , at  $t = 500 \text{ s}$ .

Show your working on the graph and in the space below.

rate = .....  $\text{cm}^3 \text{ s}^{-1}$  [5]



- (ii) The student allows the reaction in **equation 2.1** to proceed until no more gas is evolved. The volume of  $O_2$  in the syringe is now  $55\text{ cm}^3$ , measured at RTP.

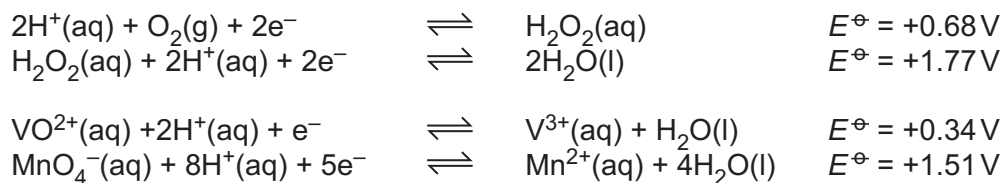
Calculate the initial concentration of the  $H_2O_2$ .

Give your answer to **two** significant figures.

initial concentration of  $H_2O_2 = \dots\dots\dots\text{ mol dm}^{-3}$  [3]

- (b) Hydrogen peroxide can act as an oxidising agent or as a reducing agent.

Some standard electrode potentials are shown below.



Use this information to write an equation for a reaction in which hydrogen peroxide acts as a reducing agent.

..... [2]

(c) Cobalt(II) forms complex ions with water ligands and with chloride ligands.

- With water ligands, cobalt(II) forms a pink octahedral complex ion,  $[\text{Co}(\text{H}_2\text{O})_6]^{2+}$ .
- With chloride ligands, cobalt(II) forms a blue tetrahedral complex ion.

A student dissolves cobalt(II) sulfate in water in a boiling tube. A pink solution forms.

### Experiment 1

The student places the boiling tube in a water bath at  $100^\circ\text{C}$ .

Concentrated hydrochloric acid is added dropwise.

The colour of the solution changes from pink to blue.

### Experiment 2

The student places the boiling tube from **experiment 1** in an ice/water bath at  $0^\circ\text{C}$ .

The colour of the solution changes from blue to pink.

- (i) Write the equilibrium equation for the reaction that takes place when the colour of the solution changes.

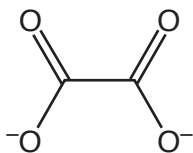
..... [1]

- (ii) Explain the observations and predict whether the formation of the blue colour is exothermic or endothermic.

.....  
.....  
.....  
.....  
..... [2]

3 This question is about ethanedioic acid,  $(\text{COOH})_2$ , and ethanedioate ions,  $(\text{COO}^-)_2$ .

(a) The ethanedioate ion, shown below, can act as a bidentate ligand.



$\text{Fe}^{3+}$  forms a complex ion with three ethanedioate ions.  
The complex ion has two optical isomers.

Draw the 3D shapes of the optical isomers.


In your diagrams, show the structure of the ethanedioate ligands and any overall charge.

[3]

(b) Ethanedioic acid,  $(\text{COOH})_2$ , is present in rhubarb leaves.

A student carries out a redox titration using aqueous cerium(IV) sulfate,  $\text{Ce}(\text{SO}_4)_2(\text{aq})$ , to determine the percentage, by mass, of ethanedioic acid in rhubarb leaves.

In the titration,  $\text{Ce}^{4+}(\text{aq})$  ions oxidise ethanedioic acid in hot acid conditions:



$\text{Ce}^{4+}(\text{aq})$  ions have a yellow colour.  $\text{Ce}^{3+}(\text{aq})$  ions are colourless.

The student weighs 82.68 g of rhubarb leaves and extracts ethanedioic acid from the leaves.

The ethanedioic acid is added to dilute sulfuric acid to form a colourless solution which is made up to  $250.0 \text{ cm}^3$  with distilled water.

The student heats  $25.00 \text{ cm}^3$  of this solution to  $70^\circ\text{C}$  and titrates this volume with  $0.0500 \text{ mol dm}^{-3}$   $\text{Ce}(\text{SO}_4)_2$  from the burette.

The student repeats the titration to obtain concordant (consistent) titres.



**Titration results**

The trial titre has been omitted.

	<b>1</b>	<b>2</b>	<b>3</b>
<b>Final reading/cm<sup>3</sup></b>	24.30	47.80	23.65
<b>Initial reading/cm<sup>3</sup></b>	1.05	24.30	0.50

- (i) This titration is self-indicating and the student does not need to add an indicator.

What colour change would the student observe at the end point?

Colour change from ..... to ..... [1]

- (ii) Calculate the percentage, by mass, of ethanedioic acid in the rhubarb leaves.

Give your answer to an **appropriate** number of significant figures.

percentage of ethanedioic acid = ..... % [6]

4 This question is about two compounds used in medicine.

(a) *Cis-platin*,  $\text{PtCl}_2(\text{NH}_3)_2$ , is a complex of platinum which is used in cancer treatment.

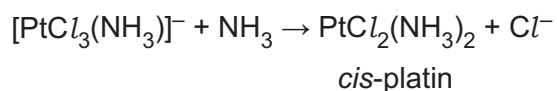
(i) What is the oxidation number of platinum in *cis-platin*?

.....

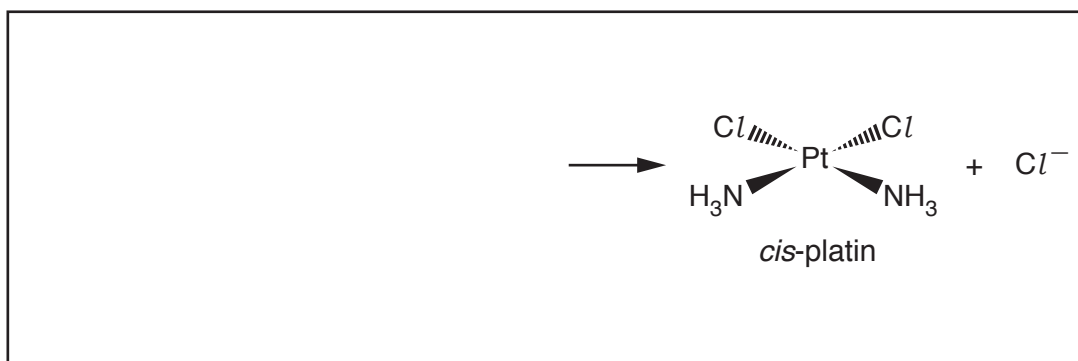
[1]

(ii) *Cis-platin* is prepared in a ligand substitution reaction which takes place in multiple steps.

The equation for the final step forming *cis-platin* is shown below.

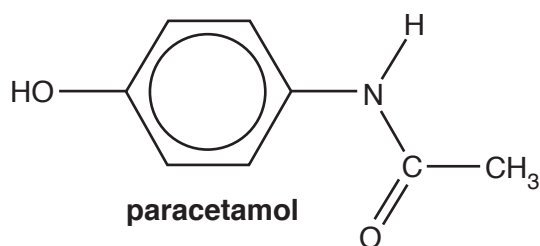


In the box, outline the mechanism for the formation of *cis-platin* from  $[\text{PtCl}_3(\text{NH}_3)]^-$ . Use curly arrows and lone pairs where appropriate.



[2]

(b) Paracetamol is a solid organic compound used in tablets as a painkiller.



(i) Name the functional groups present in paracetamol.

.....

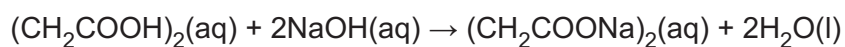
.....

[2]



- 5 A student carries out two experiments in the laboratory based on succinic acid (butanedioic acid),  $(\text{CH}_2\text{COOH})_2$ .

(a) Aqueous succinic acid can be neutralised by aqueous sodium hydroxide,  $\text{NaOH}(\text{aq})$ :



This reaction can be used to determine a value for the enthalpy change of neutralisation,  $\Delta_{\text{neut}}H$ .

The student follows this method:

- Add  $50.0 \text{ cm}^3$  of  $0.400 \text{ mol dm}^{-3}$  succinic acid to a polystyrene cup.
- Measure out  $50.0 \text{ cm}^3$  of  $1.00 \text{ mol dm}^{-3}$   $\text{NaOH}(\text{aq})$ , which is in excess.
- Measure the temperature of both solutions.
- Add the  $\text{NaOH}(\text{aq})$  to the aqueous succinic acid in the polystyrene cup, stir the mixture, and record the maximum temperature.

### Temperature readings

Maximum temperature of mixture/ $^{\circ}\text{C}$	26.5
Initial temperature of both solutions/ $^{\circ}\text{C}$	21.5

Calculate a value for the enthalpy change of neutralisation,  $\Delta_{\text{neut}}H$ , in  $\text{kJ mol}^{-1}$ .

Assume that the density of all solutions and the specific heat capacity,  $c$ , of the reaction mixture are the same as for water.

$$\Delta_{\text{neut}}H = \dots\dots\dots \text{kJ mol}^{-1} \text{ [4]}$$

- (b) Succinic acid is esterified by ethanol,  $C_2H_5OH$ , in the presence of an acid catalyst to form an equilibrium mixture.

The equilibrium constant,  $K_c$ , for this equilibrium can be calculated using the amounts, in moles, of the components in the equilibrium mixture, using **expression 5.1**.

$$K_c = \frac{n((CH_2COOC_2H_5)_2) \times n(H_2O)^2}{n((CH_2COOH)_2) \times n(C_2H_5OH)^2} \quad \text{Expression 5.1}$$

A student carries out an experiment to determine the value of  $K_c$  for this equilibrium.

- The student mixes together 0.0500 mol of succinic acid and 0.150 mol of ethanol, with a small amount of an acid catalyst.
- The mixture is allowed to reach equilibrium.
- The student determines that 0.0200 mol of succinic acid are present in the equilibrium mixture.

- (i) Which technique could be used to determine the equilibrium amount of succinic acid?

..... [1]

- (ii) Write the equation for the equilibrium reaction that takes place.

..... [1]

- (iii) Draw the skeletal formula of the ester present in the equilibrium mixture.

[1]

- (iv)  $K_c$  is the equilibrium constant in terms of equilibrium concentrations.

Why can **expression 5.1** be used to calculate  $K_c$  for this equilibrium?

.....  
 ..... [1]

- (v) Calculate the value of  $K_c$  for this reaction.

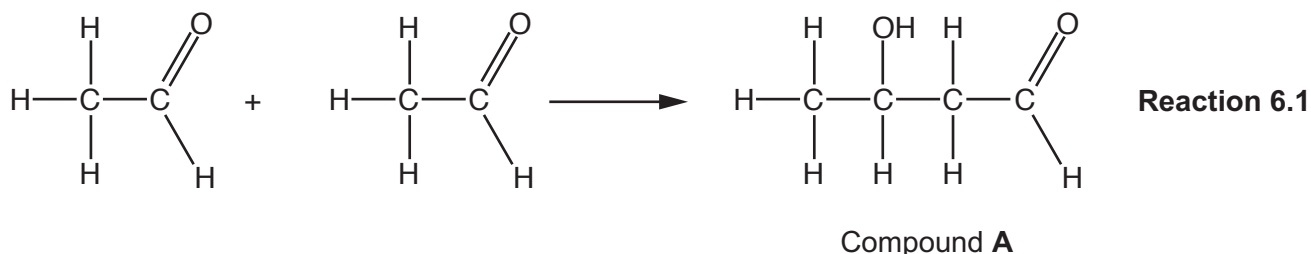
Show your working.

$K_c =$  ..... [3]

6 This question is about organic reactions.

(a) Compound **A** is formed when ethanal is mixed with  $\text{OH}^-$ (aq) ions, which act as a catalyst.

The balanced equation is shown in **reaction 6.1** below.



(i) Give the systematic name for compound **A**.

..... [1]

(ii) What type of reaction has taken place?

..... [1]

(iii) **Reaction 6.1** takes place in two steps.  $\text{OH}^-$  ions act as a catalyst.

In **step 1**, ethanal reacts with  $\text{OH}^-$  ions to set up an acid–base equilibrium.

In **step 2**, compound **A** is formed.

- Complete the equilibrium for **step 1** and label the conjugate acid–base pairs as: **A1**, **B1** and **A2**, **B2**.



.....

- Suggest the equation for **step 2**.

[3]

(iv) A similar reaction takes place when propanone,  $(\text{CH}_3)_2\text{CO}$ , is mixed with  $\text{OH}^-$ (aq) ions.

Draw the structure of the organic product of this reaction.

[1]



**ADDITIONAL ANSWER SPACE**

If additional space is required, you should use the following lined page(s). The question number(s) must be clearly shown in the margin(s).

A large rectangular area with horizontal dotted lines for writing, intended for providing additional answers. A solid vertical line is on the left side, and a solid horizontal line is at the bottom.



**Copyright Information**

OCR is committed to seeking permission to reproduce all third-party content that it uses in its assessment materials. OCR has attempted to identify and contact all copyright holders whose work is used in this paper. To avoid the issue of disclosure of answer-related information to candidates, all copyright acknowledgements are reproduced in the OCR Copyright Acknowledgements Booklet. This is produced for each series of examinations and is freely available to download from our public website ([www.ocr.org.uk](http://www.ocr.org.uk)) after the live examination series.

If OCR has unwittingly failed to correctly acknowledge or clear any third-party content in this assessment material, OCR will be happy to correct its mistake at the earliest possible opportunity.

For queries or further information please contact the Copyright Team, First Floor, 9 Hills Road, Cambridge CB2 1GE.

OCR is part of the Cambridge Assessment Group; Cambridge Assessment is the brand name of University of Cambridge Local Examinations Syndicate (UCLES), which is itself a department of the University of Cambridge.